

Key to Corrections

Quantitative Reasoning

1. c	11. b	21. a	31. a
2. d	12. d	22. d	32. b
3. d	13. c	23. a	33. a
4. c	14. b	24. a	34. d
5. a	15. b	25. d	35. b
6. d	16. a	26. b	36. c
7. c	17. b	27. b	37. b
8. b	18. b	28. a	38. a
9. c	19. d	29. a	39. d
10. b	20. a	30. d	40. c

Data Interpretation

1. c	6. c
2. d	7. c
3. d	8. a
4. a	9. b
5. b	10. c



Figure Series

1. c	5. a	9. d
2. b	6. d	10. a
3. b	7. c	11. c
4. d	8. b	12. c

Figure Grouping

- | | |
|------|-------|
| 1. e | 7. e |
| 2. e | 8. e |
| 3. e | 9. c |
| 4. a | 10. c |
| 5. d | 11. d |
| 6. a | 12. b |

Hidden Figures

- | | |
|------|-------|
| 1. a | 7. a |
| 2. b | 8. d |
| 3. a | 9. b |
| 4. c | 10. b |
| 5. b | 11. b |
| 6. b | 12. d |

Mirror Images

- | | |
|------|-------|
| 1. b | 7. c |
| 2. b | 8. c |
| 3. c | 9. c |
| 4. d | 10. c |
| 5. b | 11. d |
| 6. d | 12. c |

PERCEPTUAL ACUITY
Hidden Figures

ANSWER



a. b. c. d.

(a)



a. b. c. d.

(b)



a. b. c. d.

(a)



a. b. c. d.

(c)



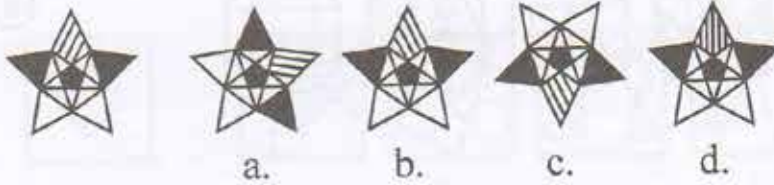
a. b. c. d.

(b)

PERCEPTUAL ACUITY
Mirror Images

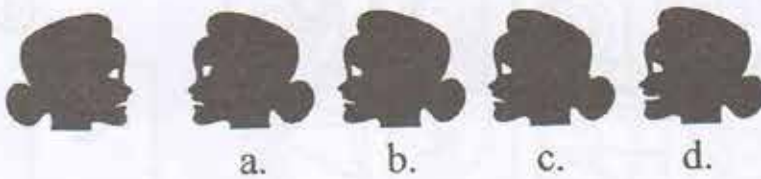
ANSWER

1.



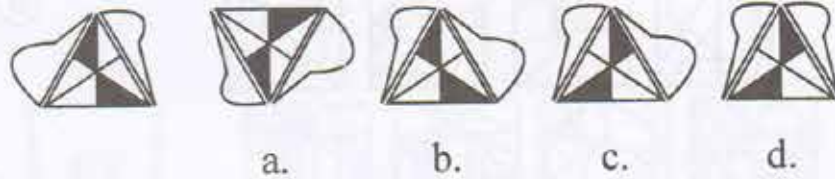
(b)

2.



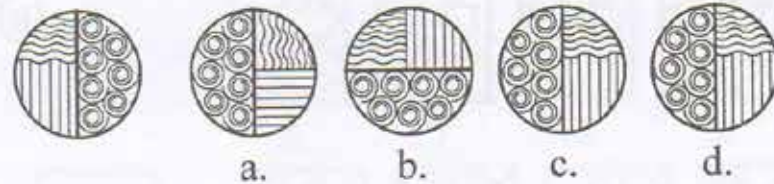
(b)

3.



(c)

4.



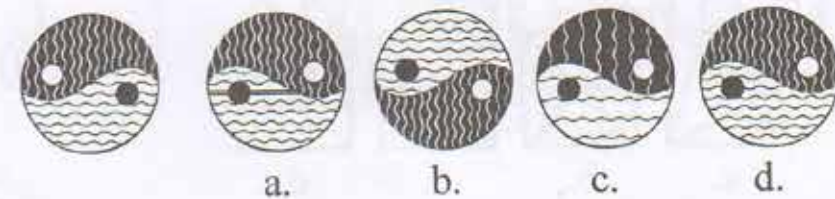
(d)

5.



(b)

6.



(d)

